

MODULE-2 SESSION-I

FORMATIVE EVALUATION

I. MATCH THE DESCRIPTION IN COLUMN 'A' WITH RESPECTIVE METHOD IN COLUMN 'B'

A. DESCRIPTION	B. METHOD
1. An expert provides an awareness and new information regarding the subject matter	i. Panel discussion
2. Panels of resource persons or a group of learners talk among themselves, present their ideas, and possibly come to some general agreements regarding the subject matter	ii. Lecture/Presentation
3. The information is presented orally with a minimal amount of learner participation	iii. Computer-aided instruction
4. This consists of a group of brief presentations by resource persons on various aspects of the subject matter	iv. Resource Person
	v. Demonstration
	vi. Symposium

Friends, Match your answer with key words and see how much you gain? If you gain...






KEY ANSWERS

- 1-iv, 2-i, 3-ii, 4-vi

II. MATCH THE DESCRIPTION IN COLUMN 'A' WITH RESPECTIVE METHOD IN COLUMN 'B'

C. DESCRIPTION	D. METHOD
1. In this activity, the learners travel to specific locations to learn the specified objective	i. Demonstration
2. A detailed analysis focuses on a particular problem or issue of an individual, group or organization	ii. Case study
3. This method is useful in illustrating and explaining, in an orderly and detailed way, how to perform specific skills and procedures	iii. Problem Solving
4. A group of learners act out a situation or an incident to portray a common human relationship problem	iv. Group Discussion
	v. Tour/Field trip
	vi. Role-play

Friends, Match your answer with key words and see how much you gain? If you gain...

<2 = Poor	2-3 = Average	>3 = Excellent
		

KEY ANSWERS

- 1-v, 2-ii, 3-I, 4-vi

SUMMATIVE EVALUATIONS

I. MATCH THE METHODS IN COLUMN 'A' WITH THEIR PURPOSE IN COLUMN 'B'

A	B
1) Symposium	i) To provide an opportunity for adults to learn the subject at their own pace
2) Lecture/Presentation	ii) To provide knowledge and experience from a recognized expert on the topic
3) Panel discussion	iii) To provide an opportunity for experts or a group of learners to present differing viewpoints on a topic
4) Demonstration	iv) To provide a large amount of information in a limited amount of time
5) Computer-aided instruction	v) To provide a variety of viewpoints on a particular issue, problem, or topic from a panel of experts
	vi) To model the correct step-by-step procedures needed when performing a specified task
	vii) To provide an account of an actual problem or situation that has been experienced by an individual or group

KEY ANSWERS

- 1- v, 2- iv, 3-iii, 4-vi, 5- i

II. READ THE METHODS CAREFULLY AND SELECT THE APPROPRIATE TYPE OF METHOD FROM THE DROPDOWN MENU

- (i) Lecture/Presentation- (One-way communication method, Two-way communication method, Laboratory method)**
- (ii) Demonstration - (One-way communication method, Two-way communication method, Laboratory method)**
- (iii) Role Play- (One-way communication method, Two-way communication method, Laboratory method)**

KEY ANSWERS

I – One-way communication method

II – Laboratory method

III – Two-way communication method